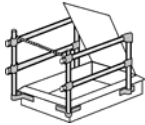
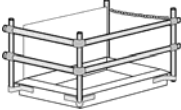
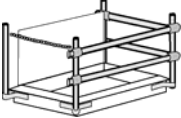
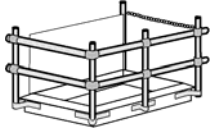
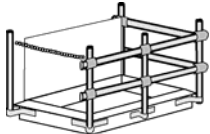
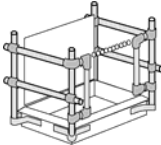
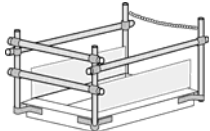


**Instructions: Circle diagram with ladder and hinge placement, fill in dimensions, fill in company information,**

RHSR-SS (Standard System)	KeeHatch® Railing System for standard 2'6" x 3' roof hatches and with hatchway ladder mounted on 2'6" side of hatch opposite of hatch lid hinge. Must specify model number and hatch size.	
RHSR-FB (Forward Barrier, left exit shown)	KeeHatch® Railing System with forward barrier exit left for hatches <b>UP TO</b> 4' x 6' with a single leaf lid. Railings can be installed to exit to the left or right (with your back to the hinge). Also used where hatchway exit is close to the roof edge or opens up to an obstruction. Must specify model number and hatch size.	
RHSR-FB (Forward Barrier, right exit shown)	KeeHatch® Railing System with forward barrier exit left for hatches <b>UP TO</b> 4' x 6' with a single leaf lid. Railings can be installed to exit to the left or right (with your back to the hinge). Also used where hatchway exit is close to the roof edge or opens up to an obstruction. Must specify model number and hatch size.	
RHSR-FB (Forward Barrier, left exit shown)	KeeHatch® Railing System sample drawing. For single leaf hatches <b>LARGER THAN</b> 4' x 6' with a ladder or stairway accessing hatch end. Must specify model number and hatch size.	
RHSR-FB (Forward Barrier, right exit shown)	KeeHatch® Railing System sample drawing. For single leaf hatches <b>LARGER THAN</b> 4' x 6' with a ladder or stairway accessing hatch end. Must specify model number and hatch size.	
RHSR-O (Offset Handles)	KeeHatch® Railing System with offset handles for single leaf hatches where hatchway ladder or stairway is mounted opposite of hatch lid hinge and where hatch dimension on mounting side exceeds 30". Must specify model number and hatch size.	
RHSR-DL (Double Leaf)	KeeHatch® Railing System for double-leaf roof hatches of any size. Must specify model number and hatch size.	

**fax or email to Simplified Safety and we will select model #.**

Simplified Safety  
Rochester, NY  
(866) 527-2278 fax (585) 672-7313  
e-mail: [sales@simplifiedsafety.com](mailto:sales@simplifiedsafety.com)

Company Name: \_\_\_\_\_

Contact: \_\_\_\_\_

Phone #: \_\_\_\_\_ Fax #: \_\_\_\_\_